


Rainford CE Primary School

*Learning and growing together, to achieve our
best, in the love of God*



Introductions

- Head teacher- Anya Richardson
- Deputy Head teacher- Emma Shawcross
- Reception teacher- Ruth McVey
- Pastoral Lead- Anne Dolan
- Chair of FORCES- Rachel Lyon

Head Boy and Head Girl



Early Years Curriculum

There are 7 areas of learning and development:

- **Communication and language**
- **Physical development**
- **Personal, social and emotional development**
- Literacy
- Mathematics
- Understanding the world
- Expressive arts and design

The first 3 are in bold because they are the prime areas of learning. They are deemed the most essential for your child's healthy development and future learning.

More information available - 'What to expect when' document -

https://www.foundationyears.org.uk/wp-content/uploads/2018/11/what-to-expect-when-1.pdf?utm_campaign=836415_Foundation%20Years%20Newsletter%20December&utm_medium=email&utm_source=dotmailer&dm_i=3WYE,HXDR,4VYS18,1XX02,1

Routines

- Door will be open from 8.50am (Registration is at 9am)
- Find their peg / self registration /take part in a morning challenge
- P.E kit in school from the first day
- Book bag in school everyday

Learning Activities





- During the day the children will take part in various small group sessions of Phonics, Maths and other areas of learning.
- They will also have opportunities to work independently, applying the skills that they have learnt, in our structured play areas inside and outdoors.

Lunch Time 12.00 - 1.15

- Our team of experienced Welfare Assistants will look after your child during the lunch break.
- St Helens schools offer all Reception, Year 1 and Year 2 pupils a free school meal. This is in addition to the free school meals service currently offered to pupils whose parents are in receipt of qualifying benefits.
- The rest of the lunch break is spent outside in the playground. If it is raining the children remain in their classrooms.
- You have already been issued with a 3 week menu. This needs to be returned to school.

Home Learning

- Weekly update on what children are learning in class
- Half termly challenges

Hansel and Gretel challenges		
<p>Make a repeating pattern using sweets?</p> 	<p>Skittle Pattern Practice</p>	<p>Create tree and leaf rubbings as if you are in the forest.</p>
<p>Look at what the house was made off - Are these things healthy to eat? Why not? Discuss importance of brushing teeth after eating sweets - https://www.youtube.com/watch?v=H57bGG6YTRY You might like to watch this song about teeth brushing.</p>	<p>Play estimation games - estimate how many sweets are in the jar / tub. Then count to check how many are there. Remember to touch each one.</p>	
<p>Make a 3D house using cocktail sticks and marshmallows</p> 	<p>Hansel and Gretel</p> 	<p>The house in the story is made of Gingerbread, could you make your own gingerbread?</p> 
<p>There would have been lots of different animals living in the forest where the witch's house was. Use the Internet to research different animals that live in forests. Write down the names or draw some of the animals you discover.</p>	<p>Tell the story of Hansel and Gretel. See if you can remember the different parts of the story in the correct order. As it is a traditional tale, there are lots of different versions, so you can't get it wrong - it will be your own version! Try to use different voices for each of the characters.</p>	<p>Create a picture of the cottage of sweets in the middle of the forest. Think carefully about the different sweets that could be used for the roof, the windows, the door and the path. Think about a range of different materials you could use to complete the picture. You could use crayons, felt-tip pens, paint or collage materials.</p>

- Fine motor rucksacks
- 2 reading books a week

School Trips

- A fantastic way of gaining experiences and improving confidence and social awareness.
- High child adult ratio
- Detailed risk assessments

More information

- Snack money 50p per week /£19 per year
- Water bottles should be sent in each day
- Toilet issues - spare clothes
- Uniform -Summer / Winter
- Child absences - ensure the office is informed by 9am if your child is going to be absent

Before and After School Club

£4.50 Breakfast Club

£6.00 After School Club

Forces-

The Friends of Rainford C E
Primary School

Transition



IMPORTANT CHANGES

The first week has changed since the transition meeting due to a bank holiday and an INSET day. Therefore the first 3 days of your child starting school will be stay and play session (2x sessions for child and 1 parent and 1x session of child independently).

Please remember that model one is only for children who have access nursery recently. However if your child has been accessing nursery, they are still able to transition into school on model two. And remember, Mrs Mc Vey the Reception teacher will call you soon to discuss transition with you.

Transition Model 1

Week 1

Monday	Tuesday	Wednesday	Thursday	Friday
Bank Holiday	Inset	Stay and play session with 1 parent (1hr)	Stay and play session with 1 parent (1hr)	Stay and play session (2hr)

Week 2

Monday	Tuesday	Wednesday	Thursday	Friday
Full time	Full time	Full time	Full time	Full time

Transition model 2

Week 1

Monday	Tuesday	Wednesday	Thursday	Friday
Bank Holiday	Inset	Stay and play session	Stay and play session	Stay and play session

Week 2

Monday	Tuesday	Wednesday	Thursday	Friday
Only children on model 1 in school	Half Day (AM / PM)	Half Day (AM / PM)	Half day + Lunch	Half day + Lunch

Week 3

Monday	Tuesday	Wednesday	Thursday	Friday
Half day + Lunch	Half day + Lunch	Full day	Full day	Full day

Transition Arrangements

3 Stay and Play sessions will be run in September on Wednesday, Thursday and Friday.

Each family will receive a phone call from Mrs McVey

Contact will be made with children's nursery settings to complete one page profile on your child

4 Video sessions with follow on activities posted every Friday in July (3rd, 10th, 17th, 24th)

Pack - Starting school story book, transition booklet, creative challenge

Creative Challenge



Social Media

Twitter

Facebook- *look out for the video sessions*

School website- *look out for school tour video (end of July)*

Dojo

We hope that you and your children will enjoy being a part of Rainford CE Primary School family over the coming years.

